



# SCHEMI DI POSA

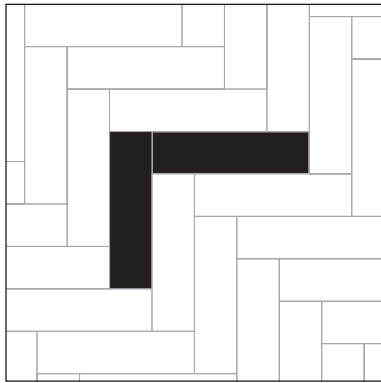
LAYING PATTERNS - SCHEMAS DE POSE - VERLEGUNGSPLAN - СХЕМЫ УКЛАДКИ




<b>1</b>
30x60 - 100%
20x40,4 - 100%




<b>2</b>
20x121 - 100%
20,2x80,2 - 100%
30x121 - 100%




<b>3</b>
20x121 - 100%
20,2x80,2 - 100%
30x121 - 100%



<b>4</b>
30x60 - 100%
20x40,4 - 100%



<b>5</b>
30x60 - 66,6%
30x30 - 33,30%
20x40,4 - 66,6%
20x20 - 33,30%



<b>6</b>
60x60 - 80%
30x30 - 20%


Qualora si vogliono realizzare schemi di posa modulari, prevedere una fuga di 3 mm e richiedere disponibilità di tonalità abbinata al momento dell'ordine.

For modular laying, you have to consider a 3 mm joint. In order to avoid laying misunderstandings, when placing the order, please ask for matching shade availability.

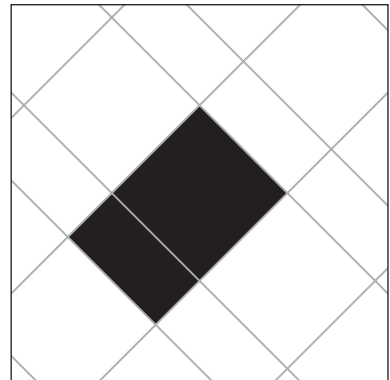
Si vous désirez réaliser une pose modulaire, prévoir un joint de 3 mm et demander la disponibilité de nuance compatible au moment de la commande.

Bei Modulverlegungen soll eine 3 mm Fuge verwendet werden und vor der Bestellung soll man nach Verfügbarkeit der passenden tonalität fragen.


При выполнении схем модульной укладки, предусмотреть открытый шов шириной 3 мм и запросить наличие сочетающихся тоналностей на момент заказа.



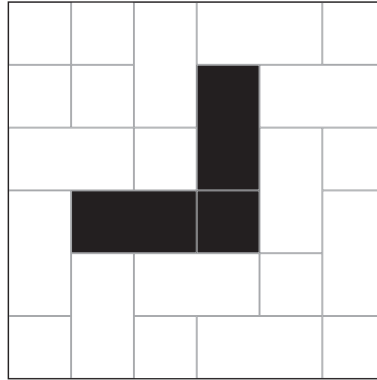
<b>7</b>
30x60 - 50%
30x30 - 50%
20x40,4 - 50%
20x20 - 50%



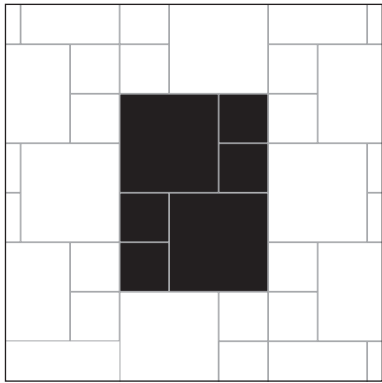
<b>8</b>
60x60 - 66,66%
30x60 - 33,33%



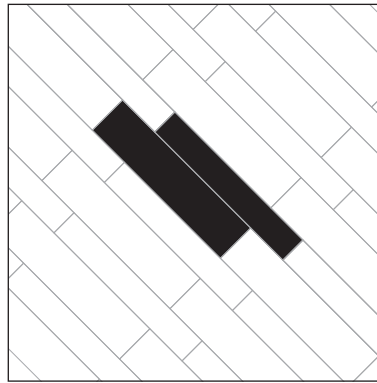
<b>9</b>
30x60 - 50%
30x30 - 50%
20x40,4 - 50%
20x20 - 50%



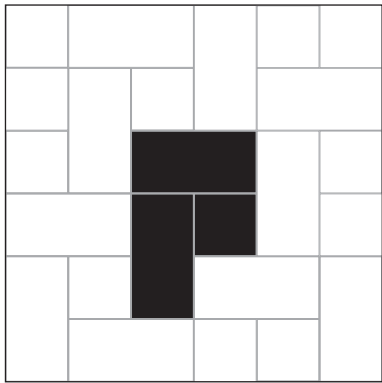
<b>10</b>
30x60 - 80%
30x30 - 20%
20x40,4 - 80%
20x20 - 20%



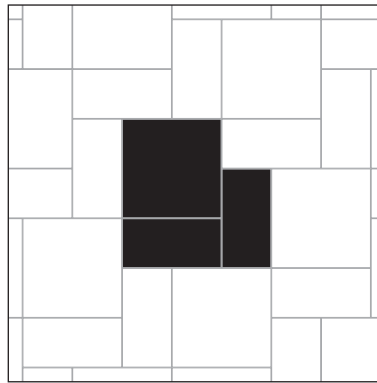
<b>11</b>
60x60 - 66,66%
30x30 - 33,33%



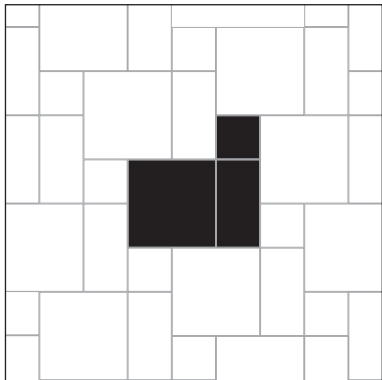
<b>12</b>
30x121 - 60%
20x121 - 40%




<b>13</b>
30x60 - 80%
30x30 - 20%
20x40,4 - 80%
20x20 - 20%



<b>14</b>
60x60 - 50%
30x60 - 50%



<b>15</b>
60x60 - 57,10%
30x60 - 28,60%
30x30 - 14,30%



<b>16</b>
60x60 - 57,14%
30x60 - 28,57%
30x30 - 14,28%